


Lutze DRIVEFLEX® 3 Symmetrical Grounds, Shielded

Flexible Composite VFD, Servo & Motor Supply Cable with Three Symmetrical Grounds and UL 2kV Voltage Rating



Application

- Shielded VFD and Servo-Motor cable to connect power from drives to motors
- Three insulated symmetrical grounds design helps to reduce stray currents
- Cable design for harsh industrial environments and operating conditions with high noise levels
- 2 kV rated XLPE thick wall insulation with low capacitance, ideal for applications with **high voltage spikes and long cable runs**
- Compliant with **NFPA 79** for wiring of industrial machinery
- **TC-ER** for use with cable trays **without conduit**, which can reduce material and labor costs
- WTTC – wind turbine tray cable rating for use in wind power generation
- Dry, damp or wet conditions

Characteristics


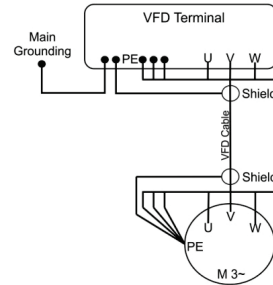
- Flexible XLPE conductors
- Three symmetrical, insulated grounds (PEs)
- Non-wicking fillers
- Effective dual layer shield for best EMC results
- Specially formulated jacket for oil resistance and easy strip design
- Low capacitance cable
- Sunlight resistant
- Direct burial
- UL Type TC-Exposed Run
- Talc free and silicone free

Technical Data

Voltage	2000V Flexible VFD Servo Cable 90C 1000V WTTC
Temperature	-40°C - +90°C static
Bending radius	7.5 x cable OD
Conductor marking	Black with white numbers and three green/yellow ground
Approvals	UL Type "Flexible Motor Supply Cable (Flexible VFD Servo Cable)" UL Types WTTC, TC-ER C(UL) TC CIC control cable FT4 CE Class 1, Div. 2 per NEC Art. 336, 392, 501 UL 1277, UL2277 Oil res II Wet/Dry P-07-KA130021-MSHA RoHS REACH

Construction

- AWG conductor
- Flexible fine wire stranded tinned copper conductors for improved electrical characteristics and reduced oxidation
- XLPE insulation, Wet/Dry
3C RHW-2 (Power), 3C XHHW-2 (Grounds/PEs)
- Shielded with foil tape, tinned copper braid with ≥80% optical coverage, and drain wire
- Oil resistant PVC jacket
- Black jacket RAL 9005



WITH THREE SYMMETRICAL GROUNDS (3 Power + 3 Protective Earth Grounds)

Part No.	Description Power Ground	OD / Ø ca. mm	OD / Ø inches	Weight Lbs/Mft	Copper Lbs/Mft
A2190603	AWG6/03C (206 strands)+ AWG12/03C (50 strands)	25.8	1.015	776	444
A2190403	AWG4/03C (322 strands)+ AWG12/03C (50 strands)	28.8	1.135	997	602
A2190203	AWG2/03C (511 strands)+ AWG10/03C (80 strands)	32.4	1.275	1,367	891
A2190103	AWG1/03C (644 strands)+ AWG8/03C (128 strands)	37.0	1.455	1,772	1,137
A2191/003	1/0/03C (812 strands)+ AWG8/03C (128 strands)	39.4	1.550	2,067	1,369
A2192/003	2/0/03C (1022 strands)+ AWG8/03C (128 strands)	42.4	1.670	2,424	1,643
A2193/003	3/0/03C (1288 strands)+ AWG6/03C (206 strands)	47.1	1.855	3,068	2,081
A2194/003	4/0/03C (1638 strands)+ AWG6/03C (206 strands)	51.6	2.030	3,617	2,484

Specifications are subject to change without prior notice