

LUTZE TOP-T Fittings EMC Metric and NPT

Metal EMC (Electro Magnetic Compatibility), Quick Installation, Vibration Proof



Characteristics

- Adapts to different size cable shields
- 360° vibration proof shield termination
- Integrated strain relief
- Wide sealing and clamping range
- Updated design for easy installation
- Easy insertion of the cable from either end of the fitting
- Low contact resistance due to large alloy copper contacts
- Manufactured acc to EN 62444

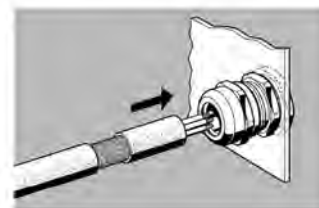
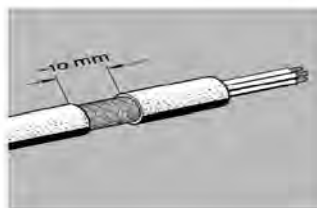
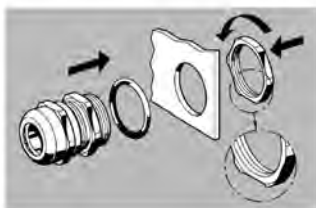
Specifications

Connecting thread	Metric EN 60423 NPT ANSI B1.20.1
Temperature range	
Permanent	-20°C - +100°C / -4°F - +212°F
Intermittent	-40°C - +150°C / -40°F - +302°F
Protection class	IP68 EN 60529
Material	
Body	Brass, nickel plated
Seal	CR Chloroprene
	Rubber
O-ring	NBR (metric) No O-ring for NPT

Item Specific Approvals

- UL Recognized (R) or UL Listed (L), as per table
- Type 4X UL Listed items

Locknuts sold separately.



Specifications are subject to change without prior notice

Part No.	Thread	Clamping Range Ø inches	Clamping Range Ø mm	TL mm	SW Cap mm	SW Body mm	D mm	H mm	UL R/L	PU
METRIC										
FMM16-CV	M16x1.5	0.197-0.394	5-10	6	20	20	22.0	35.0	R	5
FMM20-CV	M20x1.5	0.295-0.551	7.5-14	8	24	24	26.8	41.5	L	5
FMM25-CV	M25x1.5	0.394-0.709	10-18	8	30	30	33.0	44.5	L	5
FMM32-CV	M32x1.5	0.630-0.984	16-25	9	40	40	44.5	55.0	L	1
FMM40-CV	M40x1.5	0.866-1.260	22-32	9	50	50	55.5	62.5	L	1
FMM50-CV	M50x1.5	1.181-1.496	30-38	9	58	58	64.0	74.0	L	1
FMM63-CV	M63x1.5	1.457-2.087	37-53	10	75	75	83.0	75.0	L	1

METRIC LONG THREAD										
Part No.	Thread	Clamping Range Ø inches	Clamping Range Ø mm	TL mm	SW Cap mm	SW Body mm	D mm	H mm	UL R/L	PU
FMM16-CVL	M16x1.5	0.197-0.394	5-10	10	20	20	22.0	35.0	R	5
FMM20-CVL	M20x1.5	0.295-0.551	7.5-14	10	24	24	26.8	41.5	L	5
FMM25-CVL	M25x1.5	0.394-0.709	10-18	12	30	30	33.0	44.5	L	5
FMM32-CVL	M32x1.5	0.630-0.984	16-25	15	40	40	44.5	55.0	L	1
FMM40-CVL	M40x1.5	0.866-1.260	22-32	15	50	50	55.5	62.5	L	1
FMM50-CVL	M50x1.5	1.181-1.496	30-38	15	58	58	64.0	74.0	L	1
FMM63-CVL	M63x1.5	1.457-2.087	37-53	15	75	75	83.0	75.0	L	1

NPT										
Part No.	Thread	Clamping Range Ø inches	Clamping Range Ø mm	TL mm	SW Cap mm	SW Body mm	D mm	H mm	UL R/L	PU
FMNPT38-CV	NPT 3/8"	0.197-0.394	5-10	11.5	20	20	22.0	35.0	R	5
FMNPT12-CV	NPT 1/2"	0.295-0.551	7.5-14	15	24	24	26.8	41.5	L	1
FMNPT34-CV	NPT 3/4"	0.394-0.709	10-18	15	30	30	33.0	43.5	L	1
FMNPT10-CV	NPT 1"	0.630-0.984	16-25	20	40	40	44.5	54.0	L	1
FMNPT114-CV	NPT 1 1/4"	0.866-1.260	22-32	20	50	50	55.5	63.0	L	1
FMNPT112-CV	NPT 1 1/2"	1.181-1.496	30-38	22	58	58	64.0	73.0	L	1
FMNPT20-CV	NPT 2"	1.339-1.732	34-44	22	64	68	75.0	73.0	L	1

Shield termination fittings with special copper alloy contacts providing excellent electrical properties and easy installation.

